

Contactor Panels – Data Sheet

GENERAL PRODUCT INFORMATION

Contactor Panel with GFEP – Simplify your snowmelt installation with Warmzone contactor panels with built in GFEP. These rugged panels feature built-in ground fault equipment protection to minimize the risk of faults and eliminate extra wiring installation steps and costs. The panel can be activated by a Warmzone in-ground or aerial-mount sensor.

FEATURES INCLUDE:

- Low cost
- Easy to install
- NEMA 4, UL listed panel box
- Integrated 30mA GFEP (optional)
- Pre-wired terminal connections
- LED trip indicator (internal)
- LED 'heat on' indicator
- 120 V on/off remote heat indicator
- 2-year limited warranty



Warmzone contactor panel with GFEP.

TECHNICAL DATA

Power Voltage Range:	208 V - 600 V
Maximum Heating Load:	100A / 200A
Control Voltage:	120 volt
Enclosure Type:	NEMA 4
Mounting:	Wall-mounted (indoor or outdoor)
Dimensions (H x W x D):	12 x 10 x 6 (305mm x 254mm x 152mm) 16 x 14 x 6 (406mm x 355mm x 152mm)
GFEP:	30mA trip

Contactor Panel (no GFEP) – The Warmzone contactor panels are designed for snow and ice melting applications. All panels are pre-wired and UL listed complete with a NEMA 4 enclosure, wiring diagram, terminal connection block, and two or four 3-pole contactors. Timer panels can be used stand alone or in conjunction with an automatic controller. Contactor panels must be used in conjunction with an automatic controller.

FEATURES INCLUDE:

- Low cost
- Easy to install
- NEMA 4, UL listed panel box
- Heat on indicator light
- Pre-wired terminal connections
- 2-year limited warranty





TECHNICAL DATA

Power Voltage Range:	208 V - 600 V
Maximum Heating Load:	100A / 200A
Control Voltage:	120 volt
Enclosure Type:	NEMA 4
Mounting:	Wall-mounted (indoor or outdoor)
Dimensions (H x W x D):	12 x 10 x 5 (305mm x 254mm x 127mm) 14 x 12 x 6 (355mm x 305mm x 152mm)



ORDERING INFORMATION

Activation Devices – Markers

Item	Item Number	Description	Voltage
	WS-2C	Aerial Mounted Snow Switch (30 amps) Moisture and temperature sensing	120, 240
	WS-5C	Aerial Mounted Snow Switch (60 amps) Moisture and temperature sensing	120, 240
	WS-8C	Aerial Mounted Snow Switch (30 amps) Moisture and temperature sensing Includes remote moisture sensor	120, 240
	WS-AUX	Auxiliary Control Unit for Aerial Mounted Snow Switch	120, 240
	WZ-02	Pavement Mounted Snow Switch and Controller Moisture and temperature sensing.	120, 240
	Warmplate	Embedded Marker Plate (NEC Required.)	n/a

ORDERING INFORMATION

Contactor Panels



Contactor panel with GFEP

Description	Max Amps	Coil Voltage	Number of Contactors
Single Contactor Panel Used to control power supply and heating cables (120 - 600 V)	50	120, 208-240	1
Dual Contactor Panel. Used to control power supply and heating cables (120 - 600 V)	100	120	2
Quad Contactor Panel. Used to control power supply and heating cables (120 - 600 V)	200	120	4
Dual Contactor Panel with GFEP. Used to control power supply and heating cables (120 - 600 V)	100	120	2
Quad Contactor Panel with GFEP. Used to control power supply and heating cables (120 - 600 V)	200	120	4

WARRANTY INFORMATION

Controls and Activation Devices: 2-year limited warranty.

ClearZone Mats and Cable: 10-year limited warranty.

ClearZone heat cable is CSA approved for both the U.S. and Canada.



TECHNICAL SUPPORT

For technical questions, please contact Warmzone at 1.888.488.WARM (9276) or via the web, www.warmzone.com.

Warmzone accepts no responsibility for possible errors in catalogs, brochures, other printed materials, and website information. Warmzone reserves the right to alter its products without notice. This also applies to products already on order provided that such alteration can be made without subsequent changes being necessary in specifications already agreed upon. All trademarks in this material are property of the respective companies. All rights reserved.