

ClearZone Snow Melting Mats

GENERAL PRODUCT INFORMATION

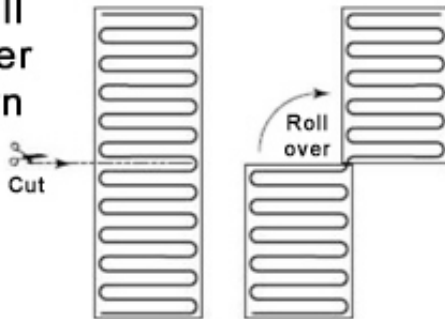
ClearZone snow melting mats feature pre-spaced heat cable (3 and 4-inch spacing) in mats that can be rolled out for quick, easy installation. To make turns, the tape strips can be cut and the mat can then be turned accordingly (see illustrations below). The convenient design, versatility and rugged construction of ClearZone electric radiant heating mats make them a favorite among homeowners and commercial construction professionals alike.

FEATURES INCLUDE:

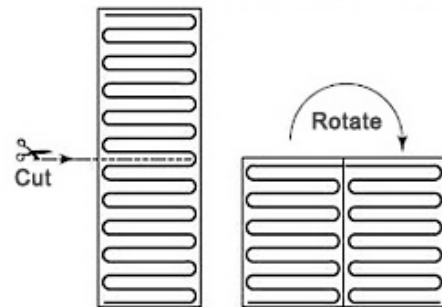
- Single point connection
- Twin conductor cable
- Flexible installation
- Durable construction
- Silent, efficient and safe
- Maintenance free
- For use in concrete, asphalt and under pavers
- CSA listed in U.S. and Canada
- 10-year limited warranty against manufacturing defects
- All mats heat an area 2-feet wide. Power leads are 16.4 feet in length.



Roll over turn



180° or Back-to-Back Turn



SPECIFICATIONS

Cable Construction:	Twin conductor
Rated Voltage:	208-600 V (For 277, 600 V, please call.)
Output:	37 W/ft ² and 50W/ft ²
Cold lead:	16.4 feet (5.0 m). Longer cold leads available on request.
Bending Diameter:	Minimum 2 inches (51 mm)
Cable Diameter:	¼ inches (7 mm)
Conductor Insulation:	Fluoropolymer
Metal Sheath:	Copper
Outer Sheath:	Polyolefin
Max. External Jacket Asphalt Temperature:*	220°F (105°C) *[460°F (240°C) for up to 10 minutes]
Max. External Jacket Temperature:	158°F (70°C)
Max. Conductor Insulation Temperature:	302°F (150°C)
Min. Installation Temperature:	5°F (-15°C)



ORDERING INFORMATION

Snow Melting Mats

240 Volt (37 W/Sq. ft.)

Item Number 240 V Mat	Heated Area	Mat Length (feet)	Watts	Amps	Ohms
SM237112750	20	11	750	3.1	77.4
SM2373022000	55	30	2,000	8.3	28.9
SM2375123500	95	51	3,500	14.6	16.4
SM2376524500	120	65	4,500	18.8	12.8
SM2378025500	150	80	5,500	22.9	10.5

240 Volt (50 W/Sq. ft.)

Item Number 240 V Mat	Heated Area	Mat Length (feet)	Watts	Amps	Ohms
SM25052500	10	5	500	2.1	114.3
SM2501021000	20	11	1,000	4.2	57.1
SM2502522500	50	27	2,500	10.4	23.1
SM2504024000	80	44	4,000	16.7	14.4
SM2505525500	110	60	5,500	22.9	10.5

Snow Melting Mats for Hot Asphalt Applications

240 Volt (37 W/Sq. ft.)

Item Number 240 V Mat	Heated Area	Mat Length (feet)	Watts	Amps	Ohms
SMA237112750	20	11	750	3.1	77.4
SMA2373022000	55	30	2,000	8.3	28.9
SMA2375123500	95	51	3,500	14.6	16.4
SMA2376524500	120	65	4,500	18.8	12.8
SMA2378025500	150	80	5,500	22.9	10.5

SPECIAL ORDER SNOWMELT MATS

Additional fulfillment time of 8-10 weeks required.

208 Volt (37 W/Sq. ft.)

Item Number 208 V Mat	Heated Area	Mat Length (feet)	Watts	Amps	Ohms
SM837112750	20	11	750	3.6	57.7
SM8373022000	55	30	2,000	9.6	21.6
SM8375123500	95	51	3,500	16.8	12.4
SM8376524500	120	65	4,500	21.6	9.6
SM8377625500	139	76	5,200	25.0	8.3
SM8378726000	160	87	6,000	28.8	7.2



208 Volt (50 W/Sq. ft.)

Item Number 208 V Mat	Heated Area	Mat Length (feet)	Watts	Amps	Ohms
SM85032300	6	3	300	1.4	144.2
SM85052500	10	5	500	2.4	86.5
SM8501121000	20	11	1,000	4.8	43.3
SM8501621500	30	16	1,500	7.2	28.8
SM8502222000	40	22	2,000	9.6	21.6
SM8502722500	50	27	2,500	12.0	17.3
SM8503323000	60	33	3,000	14.4	14.4
SM8503823500	70	38	3,500	16.8	12.4
SM8504424000	80	44	4,000	19.2	10.8
SM8504924500	90	49	4,500	21.6	9.6
SM8505525000	100	55	5,000	24.0	8.7
SM8506025500	110	60	5,500	26.4	7.9
SM8506526000	120	65	6,000	28.8	7.2

277 Volt (37 W/Sq. ft.)

Item Number 277 V Mat	Heated Area	Mat Length (feet)	Watts	Amps	Ohms
SM737112750	20	11	750	2.7	102.3
SM7373022000	55	30	2,000	7.2	38.4
SM7375123500	95	51	3,500	12.6	22.0
SM7376524500	120	65	4,500	16.2	17.1
SM7378025500	146	80	5,500	19.9	13.9
SM7378726000	160	87	6,000	21.7	12.8

277 Volt (50 W/Sq. ft.)

Item Number 277 V Mat	Heated Area	Mat Length (feet)	Watts	Amps	Ohms
SM75032300	6	3	300	1.1	255.7
SM75052500	10	5	500	1.8	153.5
SM7501121000	20	11	1,000	3.6	76.7
SM7501621500	30	16	1,500	5.4	51.2
SM7502222000	40	22	2,000	7.2	38.4
SM7502722500	50	27	2,500	9.0	30.7
SM7503323000	60	33	3,000	10.8	25.6
SM7503823500	70	38	3,500	12.6	21.9
SM7504424000	80	44	4,000	14.4	19.2
SM7504924500	90	49	4,500	16.2	17.1
SM7505525000	100	55	5,000	18.1	15.3
SM7506025500	110	60	5,500	19.9	14.0
SM7506526000	120	65	6,000	21.7	12.8

480 Volt (37 W/Sq. ft.)

Item Number 480 V Mat	Mat Length (feet)	Heated Area	Watts	Amps	Ohms
SM737112750	11	20	750	1.6	307.2
SM7373022000	30	55	2,000	4.2	115.2
SM7375123500	51	95	3,500	7.3	65.8
SM7376524500	65	120	4,500	9.4	51.2
SM7378025500	80	146	5,500	11.5	41.9
SM7378726000	87	160	6,000	12.5	38.4







480 Volt (50 W/Sq. ft.)

Item Number 480 V Mat	Mat Length (feet)	Heated Area	Watts	Amps	Ohms
SM45052500	5	10	500	1.0	460.8
SM4501121000	11	20	1,000	2.1	230.4
SM4501621500	16	30	1,500	3.1	153.6
SM4502222000	22	40	2,000	4.2	115.2
SM4502722500	27	50	2,500	5.2	92.2
SM4503323000	33	60	3,000	6.3	76.8
SM4503823500	38	70	3,500	7.3	65.8
SM4504424000	44	80	4,000	8.3	57.6
SM4504924500	49	90	4,500	9.4	51.2
SM4505525000	55	100	5,000	10.4	46.1
SM4506025500	60	110	5,500	11.5	41.9
SM4506526000	65	120	6,000	12.5	38.4




ORDERING INFORMATION

Activation Devices – Markers

Item	Item Number	Description	Voltage
	WS-2C	Aerial Mounted Snow Switch (30 amps) Moisture and temperature sensing	120, 240
	WS-5C	Aerial Mounted Snow Switch (60 amps) Moisture and temperature sensing	120, 240
	WS-8C	Aerial Mounted Snow Switch (30 amps) Moisture and temperature sensing Includes remote moisture sensor	120, 240
	WS-AUX	Auxiliary Control Unit for Aerial Mounted Snow Switch	120, 240
	ETO2 ETOG-56	Controller and Pavement Mounted Snow Switch Moisture and temperature sensing	120, 240
	Warmplate	Embedded Marker Plate (NEC Required.)	n/a

ORDERING INFORMATION

Contactor Panels



240 amp contactor panel with GFPE (8 contactors).

Description	Max Amps	Coil Voltage	Number of Contactors
WS120CP	120		4
WS120CP with GFPE	120		4
WS240CP	240		8
WS240CP with GFPE	240		8
Single Contactor Panel Used to control power supply and heating cables (120 - 600 V)	50	120, 208-240	1
Dual Contactor Panel. Used to control power supply and heating cables (120 - 600 V)	100	120	2
Quad Contactor Panel. Used to control power supply and heating cables (120 - 600 V)	200	120	4
Dual Contactor Panel with GFPE. Used to control power supply and heating cables (120 - 600 V)	100	120	2
Quad Contactor Panel with GFPE. Used to control power supply and heating cables (120 - 600 V)	200	120	4

WARRANTY INFORMATION

ClearZone Mats: 10-year limited warranty against defects in material, design, and workmanship.

Controls and activation devices: 2-year limited warranty.

ClearZone heat cable is CSA approved for both the U.S. and Canada.



TECHNICAL SUPPORT

For technical questions, please contact Warmzone at 888.488.WARM (9276) or via the web - www.warmzone.com.

Warmzone accepts no responsibility for possible errors in catalogs, brochures, other printed materials, and website information. Warmzone reserves the right to alter its products without notice. This also applies to products already on order provided that such alteration can be made without subsequent changes being necessary in specifications already agreed upon. All trademarks in this material are property of the respective companies. All rights reserved.