

## Snowmelt Ground Sensor Controller & Thermostats

## GENERAL PRODUCT INFORMATION



**WARMZONE SNOWMELT CONTROLLER**

**INTELLIGENT CONTROL**  
Maximum comfort with low energy consumption




**OUTDOOR TEMPERATURE SENSOR**

**GROUND SENSORS**



**CONTROLLER ENCLOSURE**



**ROOF SENSOR**

## Energy Efficient, Intelligent Control of Ice and Snow Melting

Warmzone offers intelligent, all-in-one radiant heat solution for hydronic and electric radiant snow and ice melting systems. Optimal operation is ensured through output control, making the system both effective and economical. This advanced controller offers efficient snow melting – the green way.

- Electronic on/off control up to 11 KW
- Two-zone control, individually controlled
- Economical control (minimal energy consumption)
- Detection of both temperature and moisture
- Display selector knob wheel for easy programming
- Control of electric or hydronic ice and snow melting systems
- Adjustable moisture sensitivity
- Several language options

Warmzone provides the industry leading controller for ice and snow melting in gutters and ground areas. Using readings from temperature and moisture sensors, the controller ensures economical control of power while keeping outdoor areas free of ice and snow. The moisture sensor should be installed in the ground surface or in the gutter. When precipitation and temperature conditions warrant, the

controller activates the snow melting system. Once the sensor has dried out, the thermostat goes into ‘afterrun’ mode for a set time to dry the area and prevent ice from forming.

### Minimal Energy Consumption

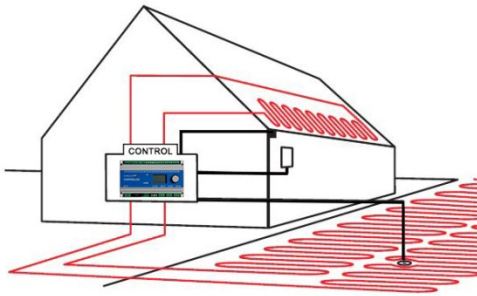
The snow melting system is only energized when the outdoor temperature drops below the selected setting and snow or ice is detected by the sensors.

### Control Options for Roof Gutters

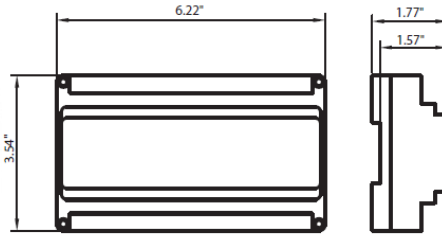
Using the CZ snowmelt controller, CZ gutter sensor or the CZ outdoor temperature sensor allows the ClearZone system to sense moisture in gutters and downspouts as well as detect the ambient temperature.

### Control Options for Snow Melting Areas

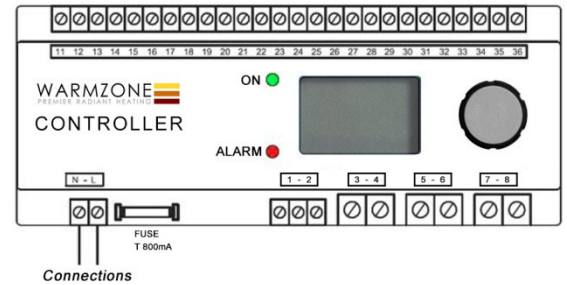
Using the CZ snowmelt controller, the CZ ground sensor (designed for embedding in the surface of the outdoor area) allows the snow melting system to sense moisture and ground temperature for concrete, asphalt and paver applications. The CZ outdoor temperature sensor can be used for measuring rapid temperature drops. These sensors allow the ClearZone snowmelt system to be more flexible than most control systems.



**Residential Snowmelt and Roof De-icing**



**Dimensions in inches**



**Controller**

## Remote Control

It is possible to operate the controller from an external signal (day/week timer, GSM Module or other signal source). The controller can be switched on/off (standby), and the system can be temporarily forced to provide heat during the period of time set in the 'afterrun' menu.

## SENSORS

### CZ GROUND SENSOR (TYPE 55):

Designed for use in paver systems and asphalt capping, the sensor measures temperature and moisture. Thirty-three 33 feet of connection wire exits the side of the sensor puck so the depth of the conduit can remain shallow. Up to two sensors can be installed.

### CZ GROUND SENSOR (TYPE 56):

Designed for use in new asphalt, concrete, and pavers, the sensor features 82 feet of connection wire. It also has a stainless steel tube that is mounted prior to the asphalt or concrete pour, facilitating conduit attachment and installation of the sensor.

### CZ GUTTER SENSOR:

Designed for installation in gutters, downspouts, etc., the unit detects moisture only and should be used in conjunction with a CZ outdoor temperature sensor. Up to two gutter sensors can be installed.

### CZ OUTDOOR TEMPERATURE SENSOR:

The CZ outdoor sensor measures temperature and is normally used in combination with CZ gutter sensors, but can also be used separately for temperature measurement only. The sensor can also be used in combination with CZ ground sensors. The temperature sensor can detect rapid drops in air temperature, thus avoiding icy areas.

## INSTALLATION

**CZ Snowmelt Controller Installation:** DIN-rail mounting in electrical cabinet, mounting box or on a wall surface.

**CZ Ground Sensor Installation:** Should be installed where the worst snow and ice problems normally occur. The sensor should be embedded in a concrete base on a hard surface with the top of the sensor flush with the surface. On asphalt surfaces, or where easy installation is desired, installing the CZ ground sensor together with the cradle is the obvious choice.

**CZ Gutter Sensor Installation:** Should be installed in the gutter or downspout on the sunny side of the building. The sensor contact point must be aligned in the direction of the melt-water flow. Where necessary, two sensors can be connected in parallel.

**CZ Outdoor Temperature Sensor Installation** Should be installed beneath the eaves on the northern side of the building.

## PRODUCT PROGRAM

Type	Product
CZ Controller	Thermostat Incl. cover for surface mounting
<b>Accessories</b>	
CZ Ground Sensor (Type 55)	Ground sensor for measuring temperature and moisture (32' 9.7" cable)
CZ Ground Sensor (Type 56)	Ground sensor for embedding in outdoor surfaces (82' 2" cable).
CZ Gutter Sensor	Gutter sensor for measuring moisture (32' 9.7" cable)
ETF 744/99	Outdoor sensor for measuring temperature
CZ Enclosure	The mounting box (enclosure) is required for UL in USA

## TECHNICAL DATA

### Controller / Thermostat for In-Ground Snow Sensors

Supply voltage	120 to 240V +- 10%, 50-60Hz.
Temperature range (control)	-4/+122°F (-20/+50°C)
Built in timer for manual snowmelt and afterrun delay (0-18 hours)	
Output relay	3 x 16A potential free relay
Two-zone application	Output is 2 x 16A potential free relay
Water based system (hydronic)	Controlling a 3 or 4-way valve, primary pump, secondary pump
Display	Graphic LCD with backlight
Ambient temperature range	+32/+104°F (0/+40°C)
Storage temperature range	-58/+158°F (-50/+70°C)
UL listed enclosure	NEMA 1
Weight	17.46 oz (495 g)
Enclosure dimensions. H/W/D	6.25 / 10.25 / 3.75 Inches (159 / 260 / 95 mm)
Dimensions excluding enclosure H/W/D	3.54 / 6.14 / 1.77 Inches (90 / 156 / 45 mm)
<b>LED Functions</b>	
ON / Green	Supply voltage to the thermostat
Alarm / Red	Fault indication

### CZ Ground Sensor (55) Temp and Moisture

Detecting	Moisture and temperature
Mounting	Outdoor area (e.g., Concrete, asphalt and pavers)
Housing	NEMA 6P
Ambient temperature range	-58/+158°F (-50/+70°C)
Dimensions (H / Diam.)	1.26 / 2.36 Inches (32 / 60 mm)

### CZ Ground Sensor (56)

Detecting	Moisture and temperature
Mounting	Embedded outdoor surface
Housing	NEMA 6P
Ambient temperature range	-58/+158°F (-50/+70°C)
Dimensions, sensor(H/∅)	1.26 / 2.36 Inches (32 / 60 mm)
Dimensions, cradle (H/∅)	3.07 / 2.50 Inches (78 / 63.5 mm)

### CZ Roof Gutter Sensor (Moisture)

Detecting	Moisture
Mounting	Gutter and downspout
Housing	NEMA 6P
Ambient temperature range	-58/+158°F (-50/+70°C)
Dimensions (H/W/D)	4.13 / 1.18 / 0.51 Inches (105 / 30 / 13 mm)

### CZ Ground Sensor (Temperature)

Detecting	Temperature
Mounting	Wall surface
Housing	NEMA 3
Ambient temperature range	-58/+158°F (-50/+70°C)
Dimensions (H/W/D)	3.39 / 1.77 / 1.38 Inches (86 / 45 / 35 mm)

## TECHNICAL SUPPORT

For technical questions, please contact Warmzone at [888.488.9276](tel:888.488.9276) or via the web - [www.warmzone.com](http://www.warmzone.com).

## WARRANTY INFORMATION

All products: 2-year warranty.

Warmzone accepts no responsibility for possible errors in catalogs, brochures, other printed materials, and website information. Warmzone reserves the right to alter its products without notice. This also applies to products already on order provided that such alteration can be made without subsequent changes being necessary in specifications already agreed upon. All trademarks in this material are property of the respective companies. All rights reserved.